An aerial photograph of a park area with many green trees and a paved path. In the background, there is a multi-story building with a curved facade. The text is overlaid on the top left portion of the image.

# Turnover and Output for Renting and leasing of other machinery, equipment and tangible goods (ISIC 77.30) in Sweden

Mariah Nilsson, Statistics Sweden

# Outline of presentation

- Classification in Sweden
- SBS Basic data
- Size class data
- Turnover by product
- Characteristics of the industry

# The Swedish classification SNI2007

ISIC	NACE group	SNI2007 5-digit level	Description
7730	77.3		Renting and leasing of other machinery, equipment and tangible goods
		77.310	Renting and leasing of agricultural machinery and equipment
		77.320	Renting and leasing of construction and civil engineering machinery and equipment
		77.330	Renting and leasing of office machinery and equipment (including computers)
		77.340	Renting and leasing of water transport equipment
		77.350	Renting and leasing of air transport equipment
		77.390	Renting and leasing of other machinery, equipment and tangible goods n.e.c.

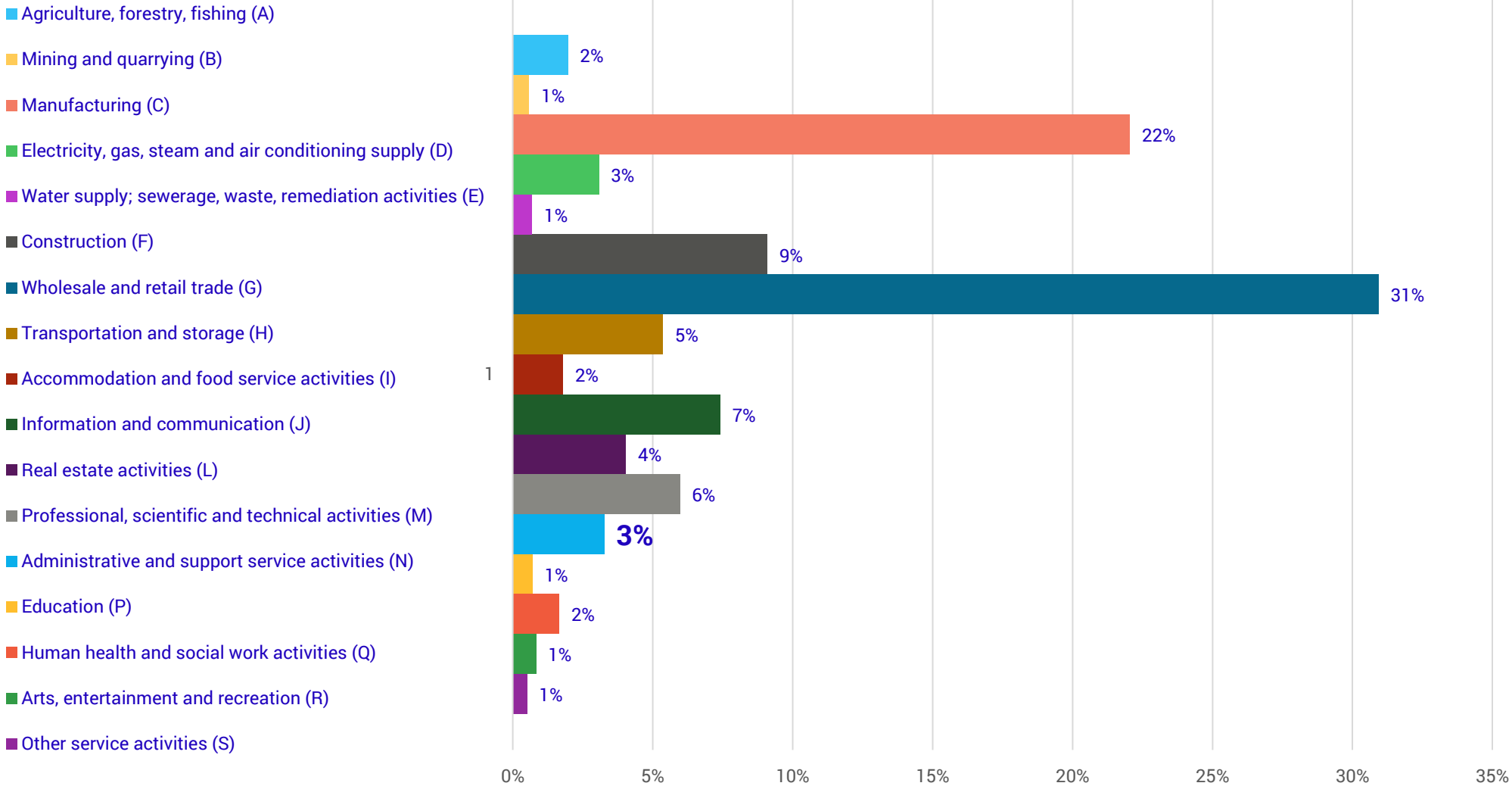
# Variables in SBS questionnaire in Sweden

Variable	Description	SPIN2015
v2015	Agricultural machinery and equipment without driver	77.310.00
v2019	Construction and civil engineering machinery and equipment without driver	77.320.00
v2023	Office machinery and equipment (excluding computers) without operator	77.330.01
v2027	Computers	77.330.02
v2007	Water transport equipment without staff	77.340.00
v2011	Air transport equipment without staff	77.350.00
v1991	Railroad vehicles without driver	77.390.01
v1995	Containers	77.390.02
v1999	Motorcycles, caravans and campers	77.390.03
v2035	Telecommunications equipment without operator	77.390.04
v2031	Industrial machinery and equipment without operator and tangible goods without operator	77.390.05



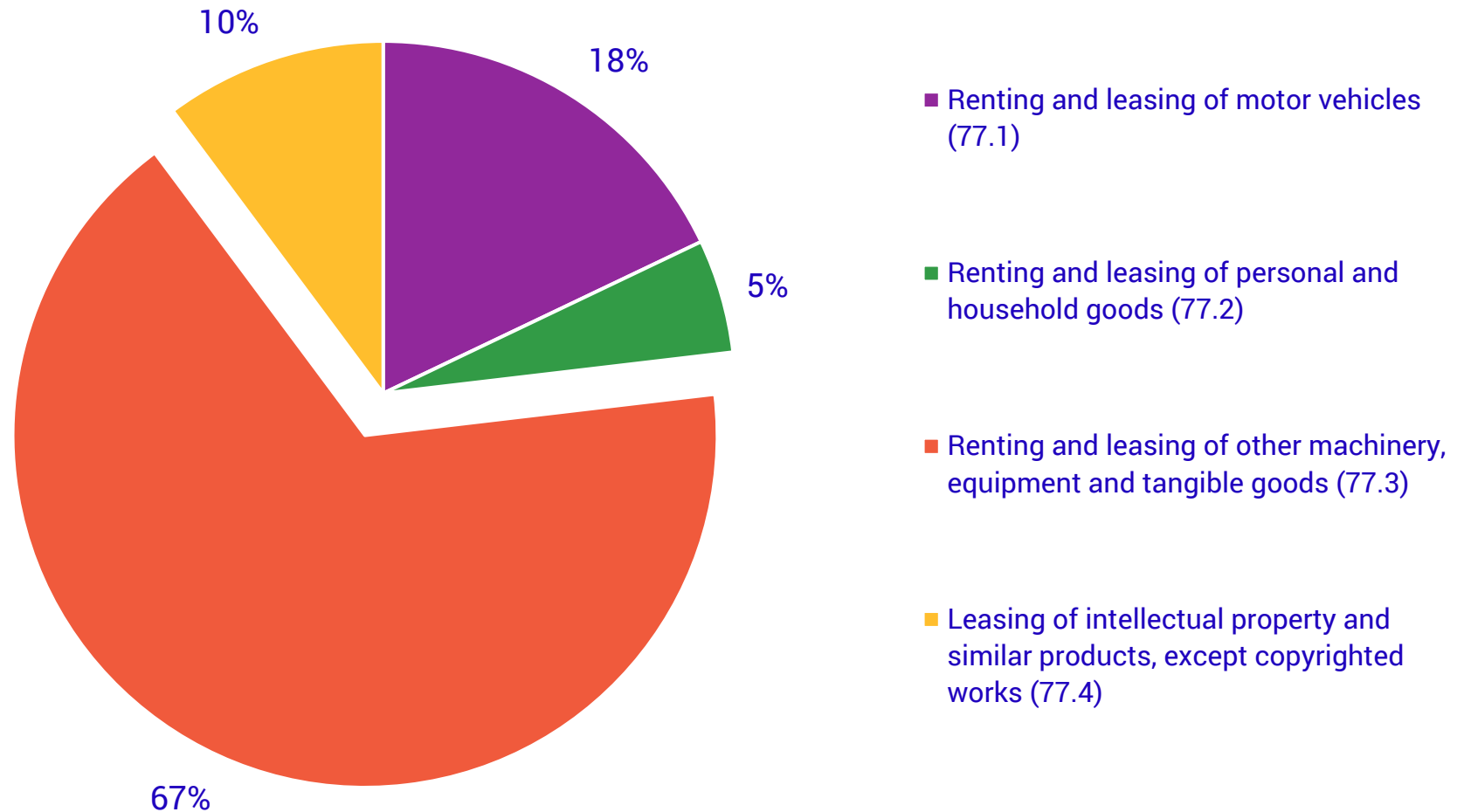
# Share of total non-financial business sector (NACE sections), net turnover 2019, percent

(source SBS: KAU level)



# Share of division 77 (NACE groups) net turnover 2019, percent

(Source: SBS KAU-level)



# NACE 77.3 in comparison with division 77, sector N and Total business sector

(Source: SBS ENT-level)

	77.3	Division 77 (percent)	Sector N (percent)	Business sector (percent)
Number of enterprises	3 418	65,5	9,05	0,32
Number of employees (FTE)	8 717	69,0	3,60	0,30
Net turnover (MEUR)	2 736	65,24	9,83	0,30

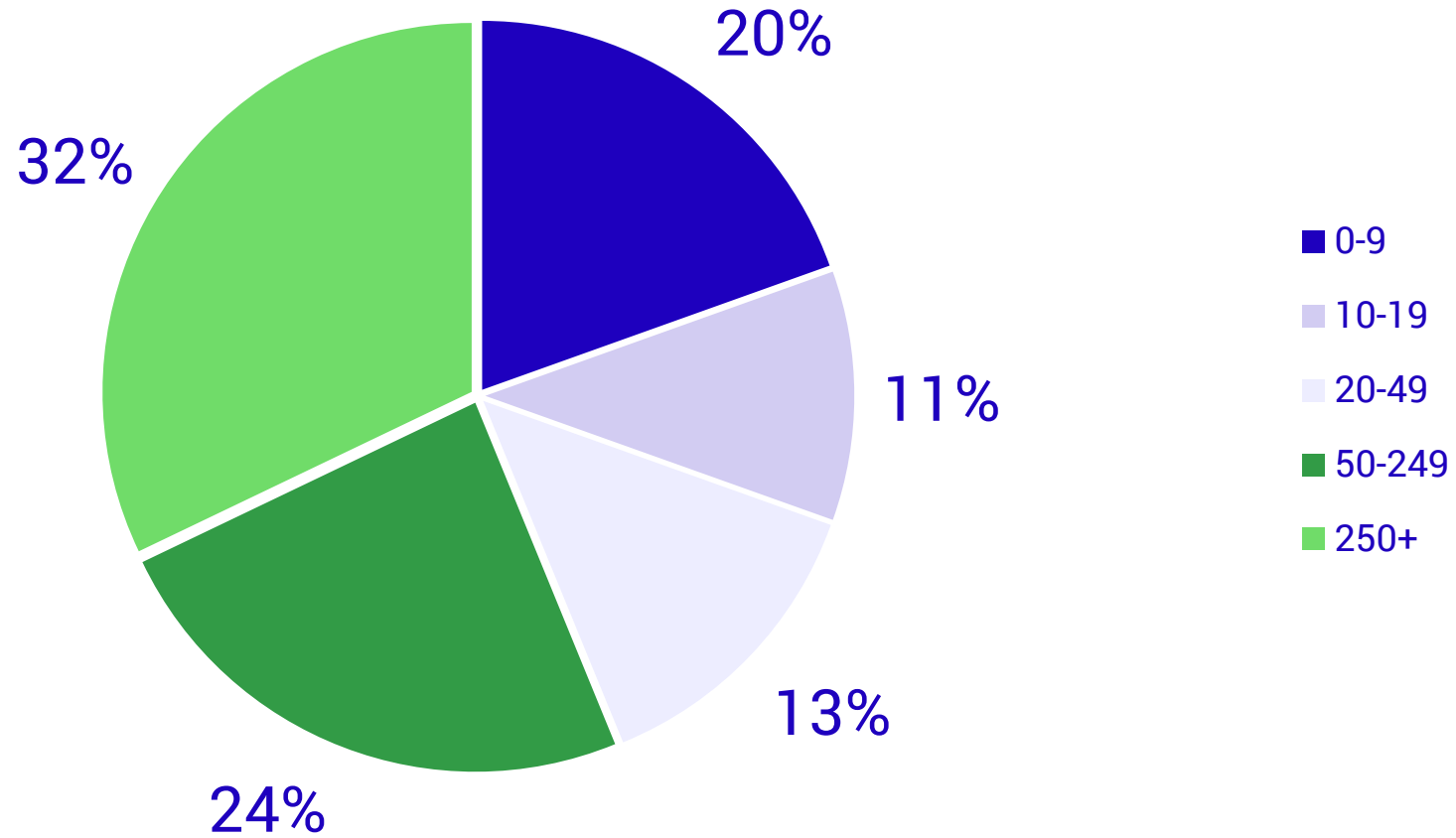
# Basic data on size class 2019 for NACE

**77.3** (Source: SBS ENT-level)

Size class (number of employees)	Number of enterprises	Number of employees (FTE)	Net turnover, SEK million
0-9	3 248	1 703	8 424
10-19	89	952	2 827
20-49	54	1 164	3 282
50-249	23	2 099	6 609
250+	4	2 799	7 826
<b>Total</b>	<b>3 418</b>	<b>8 717</b>	<b>28 968</b>

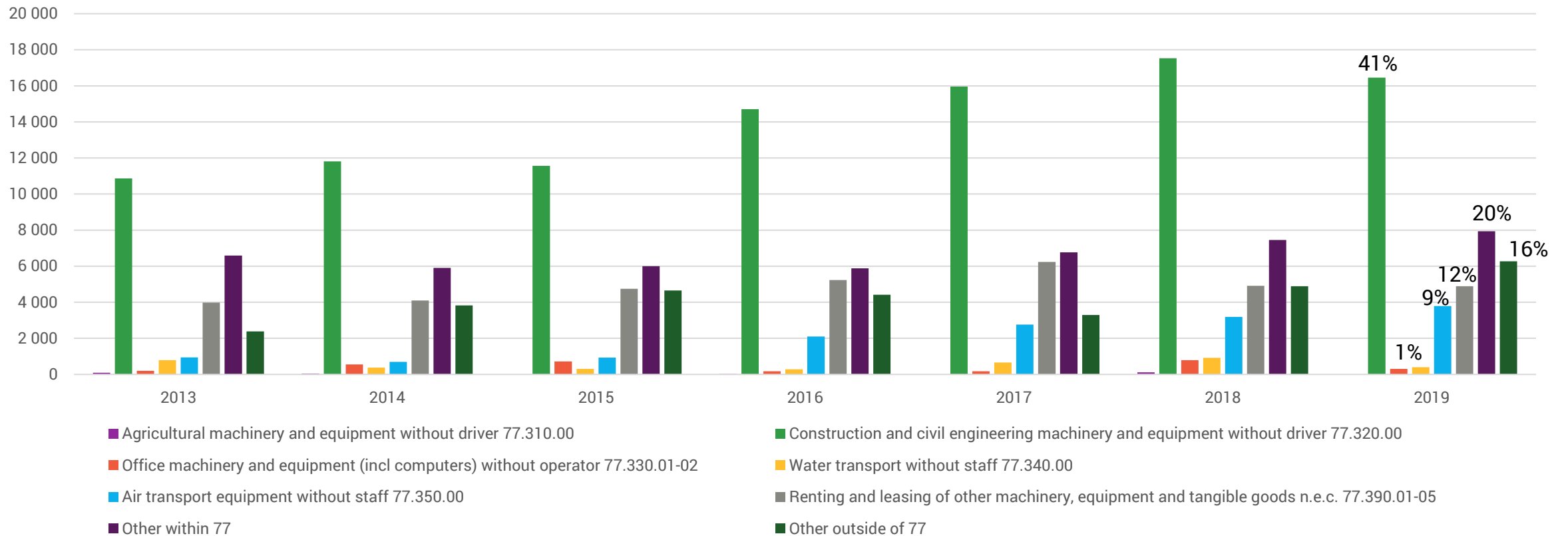


# Number of employees (FTE) by size class 2019 in NACE 77.3, percent (Source: SBS ENT-level)



# Turnover by product in NACE 77.3, SEK million

(Source: SBS KAU-level)

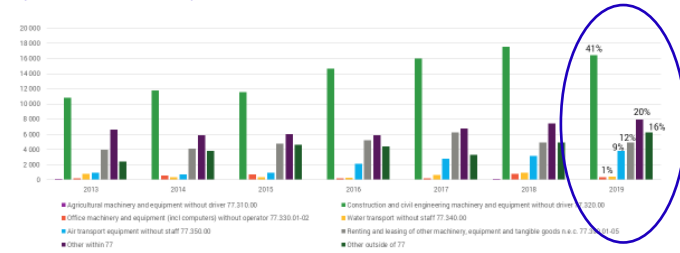


# Turnover by product in NACE 77.3, SEK million

(Source: SBS KAU-level)

Turnover by product in NACE 77.3, SEK million

(Source: SBS, KAU-level)



SCB

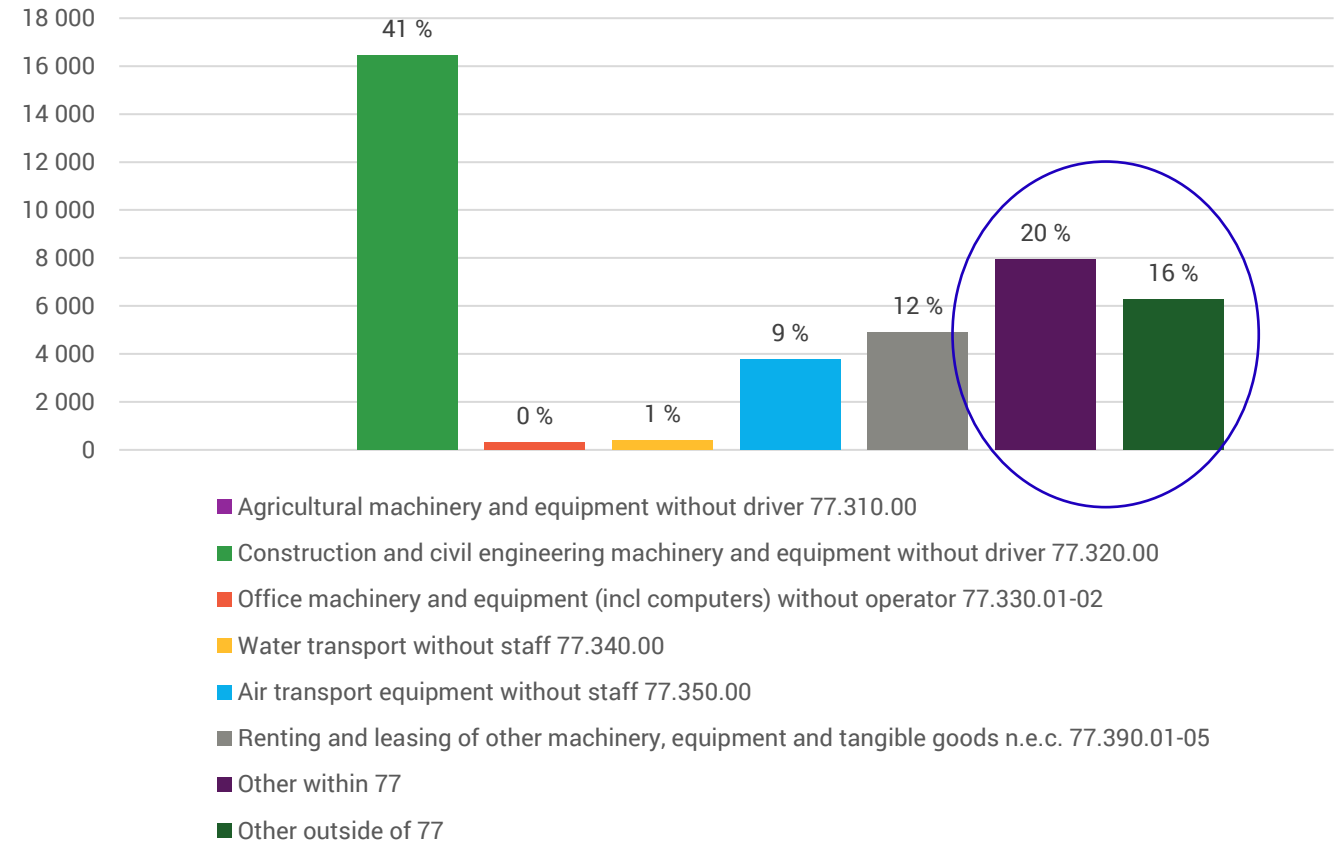
## Other within 77 (20 %)

- Renting and leasing of cars,
- Goods transport vehicles and other land transport equipment without driver,
- Personal and household goods

## Other outside 77 (16 %)

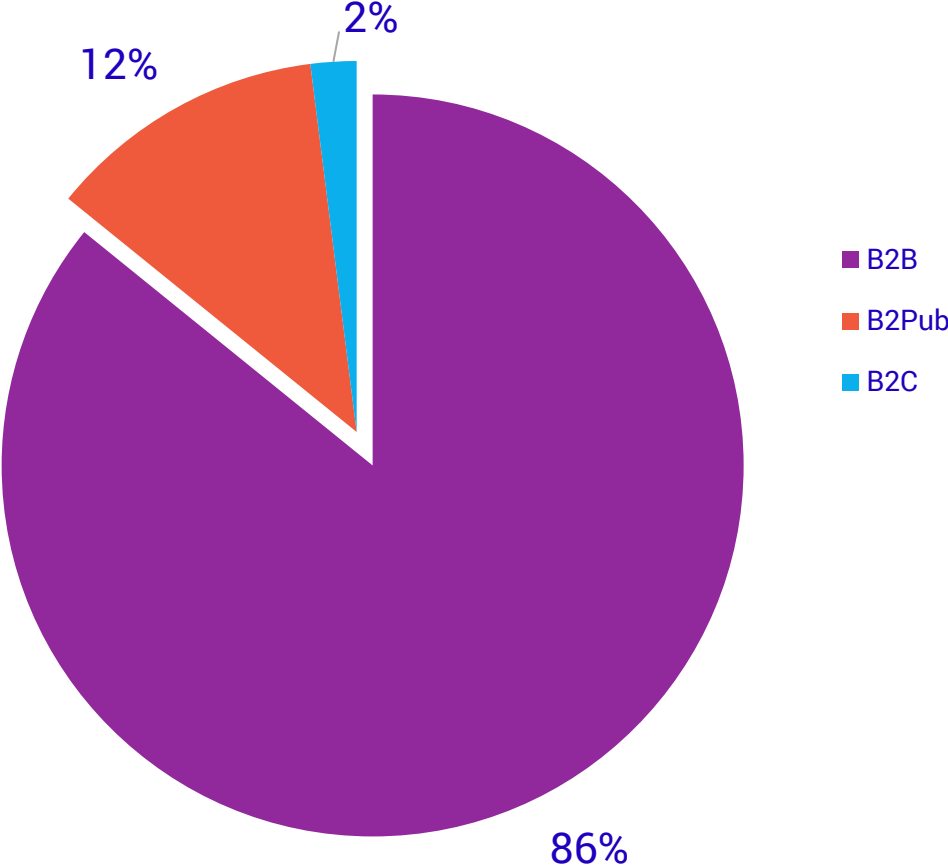
- Wholesale trade
- Construction
- Etc.

Turnover by product in SBS SEK million 2019



SCB

# Net turnover by customer



# Thank You!

[mariah.nilsson@scb.se](mailto:mariah.nilsson@scb.se)

